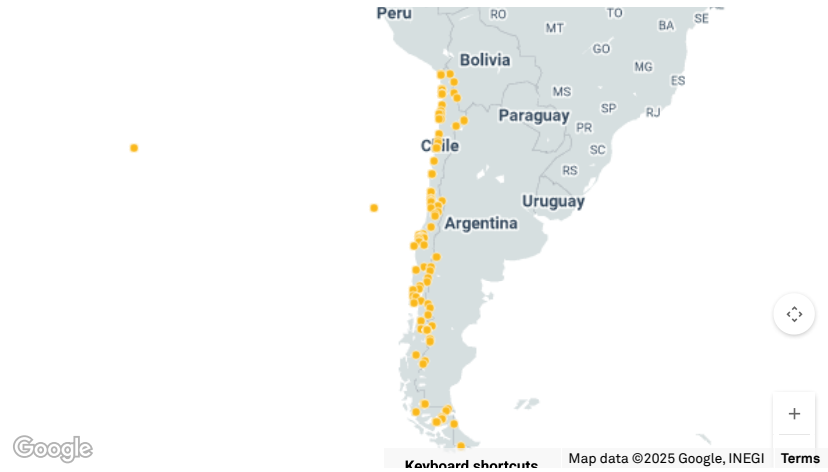


Chile Ports



Top Importers

by number of shipments

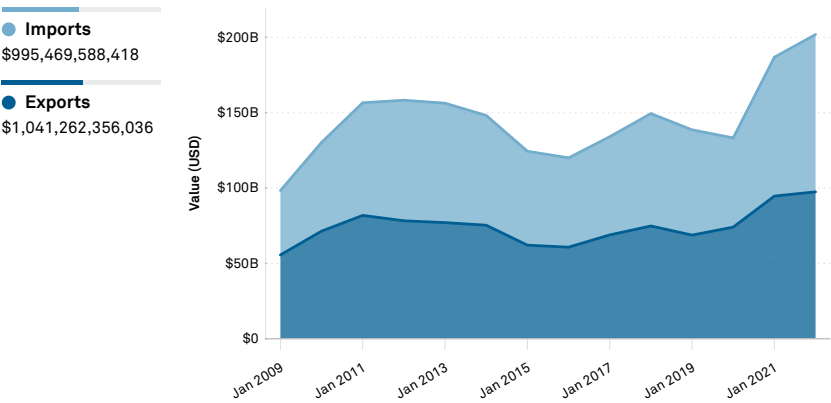
Finning Chile S.A.	174,144
Falabella Retail S.A.	101,075
Cencosud Supermercados S. A.	69,186
Sodimac S.A.	53,946
Walmart Chile S.A.	51,309

Top Exporters

by number of shipments

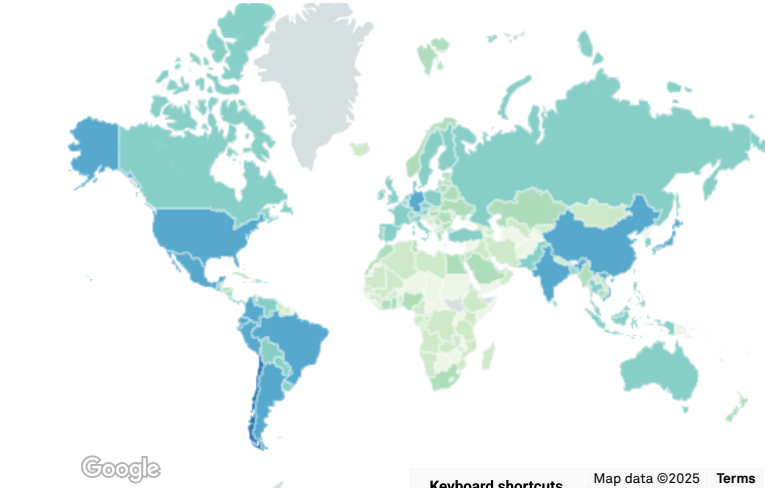
Paneles Arauco S.A.	63,192
Empresas Aquachile S.A.	60,789
Agrosuper Com. De Alimentos	59,327
Vina Concha Y Toro S.A	58,178
Cermaq Chile S.A.	52,131

Imports and Exports by Value (USD)



Countries/Regions Traded With

by number of shipments



Top Imported Products

by reported value (USD)

HS 2710.19 – Petroleum oils and oils from bituminous minerals, not containing biodiesel, not crude, not waste oils; preparations n.e.c, containing by weight 70% or more of petroleum oils or oils from bituminous minerals; not light oils and preparations	\$621.7M
HS 2709.00 – Oils; petroleum oils and oils obtained from bituminous minerals, crude	\$521.5M
HS 8517.13 – Telephone sets; smartphones for cellular or other wireless networks	\$154.5M
HS 8703.22 – Vehicles; with only spark-ignition internal combustion piston engine, cylinder capacity over 1000 but not over 1500cc	\$142.1M
HS 8703.23 – Vehicles; with only spark-ignition internal combustion reciprocating piston engine, cylinder capacity over 1500 but not over 3000cc	\$120.5M

Top Exported Products

by reported value (USD)

HS 2603.00 – Copper ores and concentrates	\$1.9B
HS 7403.11 – Copper; refined, unwrought, cathodes and sections of cathodes	\$1.6B
HS 0809.29 – Fruit, edible; cherries, other than sour cherries (Prunus cerasus), fresh	\$1.1B
HS 7402.00 – Copper; unrefined, copper anodes for electrolytic refining	\$284.1M
HS 2836.91 – Carbonates; lithium carbonate	\$179.2M

Countries/Regions Traded With

by number of shipments

Chile	7,611,798	China	916,370
United States	1,046,141	United States	589,233
Peru	657,831	Brazil	358,645
China	308,783	Colombia	250,336
Mexico	259,140	Germany	240,460

Top Carriers

by number of shipments

HAPAG LLOYD A G	838,344
MSC-MEDITERRANEAN SHIPPING COMPANY S A	708,348
MAERSK LINE	634,574
CMA CGM AMERICA LLC	456,347
HAMBURG SUED	273,769