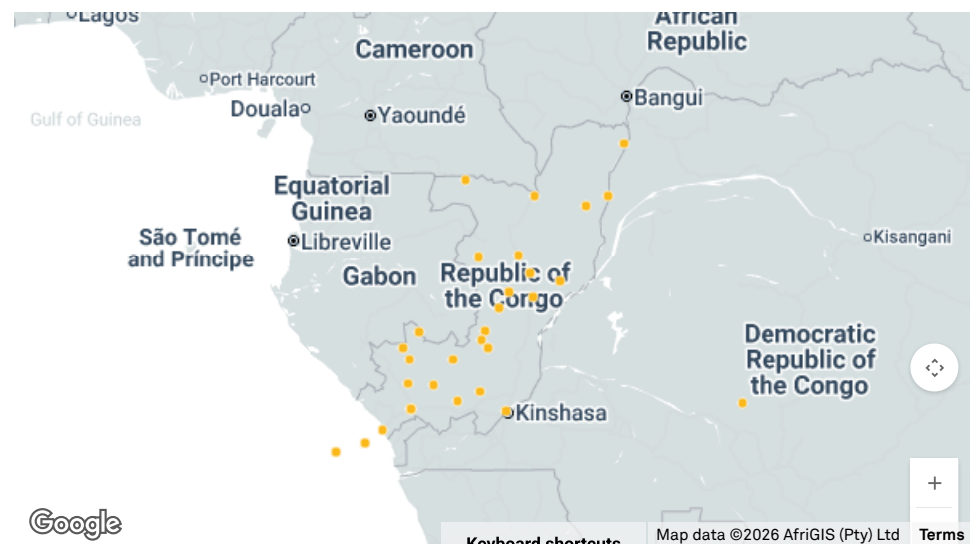
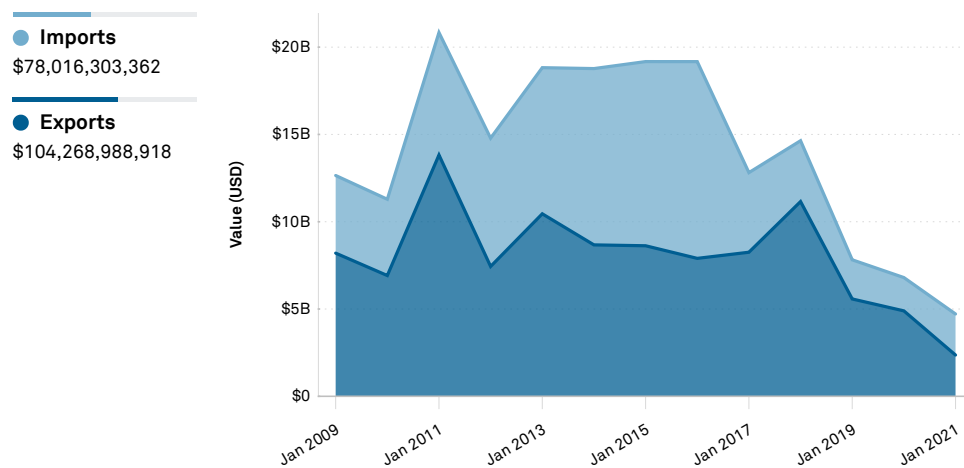


## Congo Ports



## Imports and Exports by Value (USD)



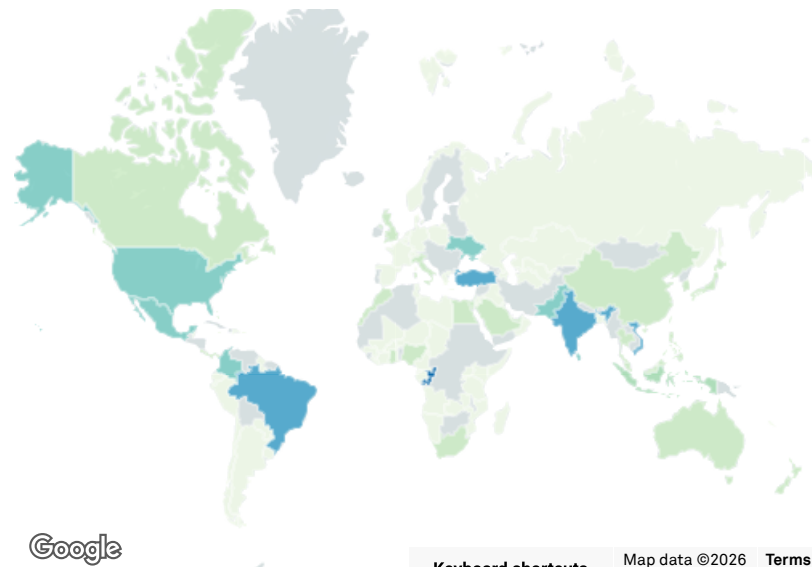
## Top Importers

by number of shipments

Prima Market Congo	1,060
Panafrique Motors SARL	709
Milvest Akaryakit Finans Ve Dis Tic A S SARL	588
Ste Sundeep SARL	538
Congolaise Des Mousses Et Plastiques (Cmp)	515

## Countries/Regions Traded With

by number of shipments



## Top Imported Products

by reported value (USD)

HS 0207.14 – Meat and edible offal; of fowls of the species Gallus domesticus, cuts and offal, frozen	\$113.9M
HS 8905.20 – Floating or submersible drilling or production platforms	\$104.4M
HS 1001.99 – Cereals; wheat and meslin, other than durum wheat, other than seed	\$95.3M
HS 8901.90 – Vessels; n.e.c. in heading no. 8901, for the transport of goods and other vessels for the transport of both persons and goods	\$94.5M
HS 3004.90 – Medicaments; consisting of mixed or unmixed products n.e.c. in heading no. 3004, for therapeutic or prophylactic uses, packaged for retail sale	\$63.2M

## Top Exported Products

by reported value (USD)

HS 2709.00 – Oils; petroleum oils and oils obtained from bituminous minerals, crude	\$1.1B
HS 2710.19 – Petroleum oils and oils from bituminous minerals, not containing biodiesel, not crude, not waste oils; preparations n.e.c., containing by weight 70% or more of petroleum oils or oils from bituminous minerals; not light oils and preparations	\$198.7M
HS 4403.49 – Wood, tropical; other than dark red meranti, light red meranti and meranti bakau, in the rough, whether or not stripped of bark or sapwood, or roughly squared, untreated	\$168.2M

## Countries/Regions Traded With

by number of shipments

Congo	36,538	India	6,565
Vietnam	3,761	Turkey	4,761
India	2,331	Brazil	2,653
United States	1,315	Vietnam	966
Mexico	894	Sri Lanka	820

## Top Ports

by number of shipments

Pointe Noire, Congo	3,468
Brazzaville, Congo	276

## Top Carriers

by number of shipments

MAERSK LINE	3,346
-------------	-------