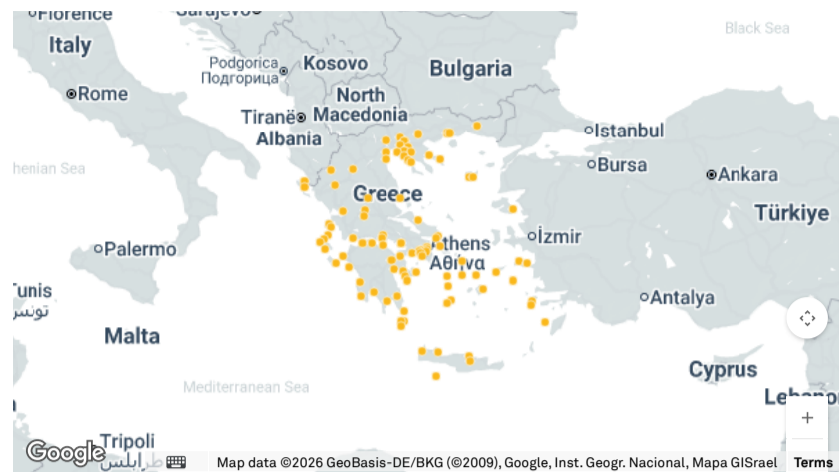
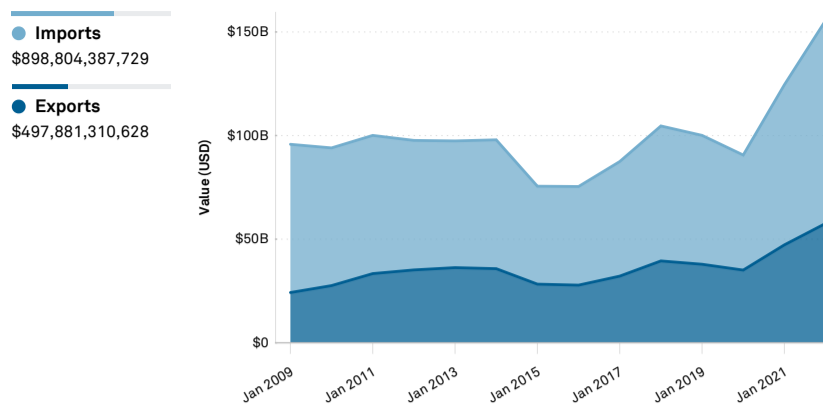


Greece Ports



Imports and Exports by Value (USD)



Top Importers

by number of shipments

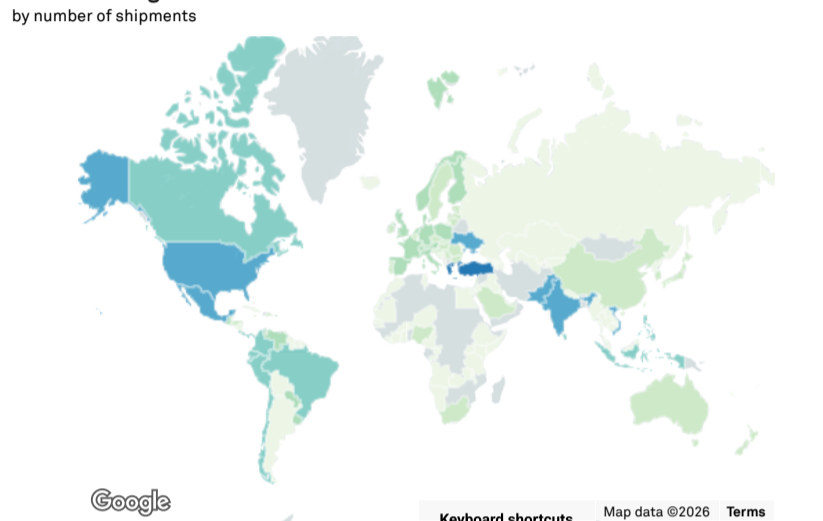
Company	Shipments
Samsung Electronics Greece S.A.	13,163
Jumbo S.A.	4,182
Dalga Seafood Ltd.	3,423
G Marmouris S.A	3,352
Crown Hellas Can Packaging S.A.	3,235

Top Exporters

by number of shipments

Company	Shipments
Vista Lines	5,567
Alumil SA Aluminium Extrusion Indus	4,308
Vista Maritime	3,554
Elvalhacor Hellenic Copper And Aluminium Industry S.A.	2,389

Countries/Regions Traded With



Top Imported Products

by reported value (USD)

Product	Value (USD)
HS 2709.00 – Oils; petroleum oils and oils obtained from bituminous minerals, crude	\$15.7B
HS 2711.21 – Petroleum gases and other gaseous hydrocarbons; in gaseous state, natural gas	\$6.6B
HS 2710.19 – Petroleum oils and oils from bituminous minerals, not containing biodiesel, not crude, not waste oils; preparations n.e.c, containing by weight 70% or more of petroleum oils or oils from bituminous minerals; not light oils and preparations	\$6.5B
HS 2711.11 – Petroleum gases and other gaseous hydrocarbons; liquefied, natural gas	\$3.7B
HS 9999.99 – Commodities not specified according to kind	\$3.2B

Top Exported Products

by reported value (USD)

Product	Value (USD)
HS 2710.19 – Petroleum oils and oils from bituminous minerals, not containing biodiesel, not crude, not waste oils; preparations n.e.c, containing by weight 70% or more of petroleum oils or oils from bituminous minerals; not light oils and preparations	\$13.1B
HS 2710.12 – Petroleum oils and oils from bituminous minerals, not containing biodiesel, not crude, not waste oils; preparations n.e.c, containing by weight 70% or more of petroleum oils or oils from bituminous minerals; light oils and preparations	\$3.9B
HS 2711.21 – Petroleum gases and other gaseous hydrocarbons; in gaseous state, natural gas	\$2.6B
HS 3004.90 – Medicaments; consisting of mixed or unmixed products n.e.c. in heading no. 3004, for therapeutic or prophylactic uses, packaged for retail sale	\$2.2B
HS 9999.99 – Commodities not specified according to kind	\$1.3B

Countries/Regions Traded With

by number of shipments

Country/Region	Shipments
Greece	616,069
Turkey	189,648
United States	148,191
Vietnam	57,676
Ukraine	58,174
India	39,375
Mexico	48,904
Pakistan	34,872
Turkey	45,661
Ukraine	29,611

Top Carriers

by number of shipments

Carrier	Shipments
MSC MEDITERRANEAN SHIPPING COMPANY SA	33,876
ZIM INTEGRATED SHIPPING SERVICES LTD	22,742
COSCO SHIPPING LINES CO LTD	22,315
MAERSK LINE	19,430
MSC-MEDITERRANEAN SHIPPING COMPANY S A	16,801