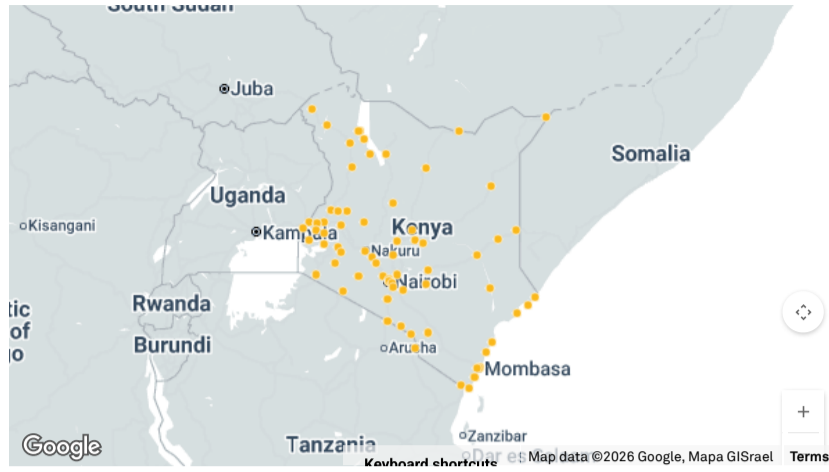
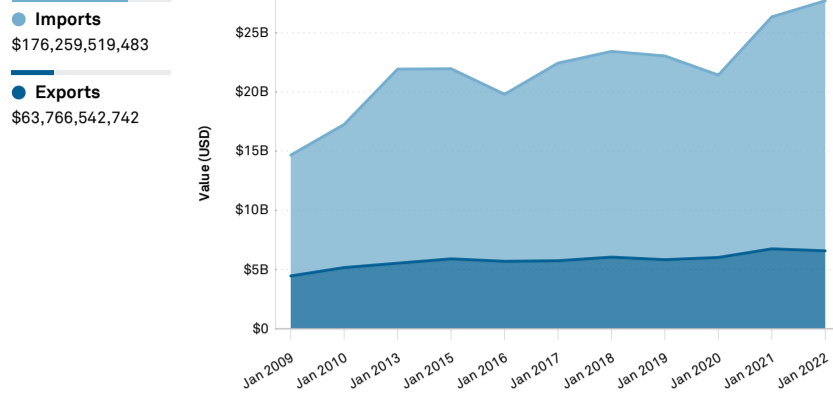


Kenya Ports



Imports and Exports by Value (USD)



Top Importers

by number of shipments

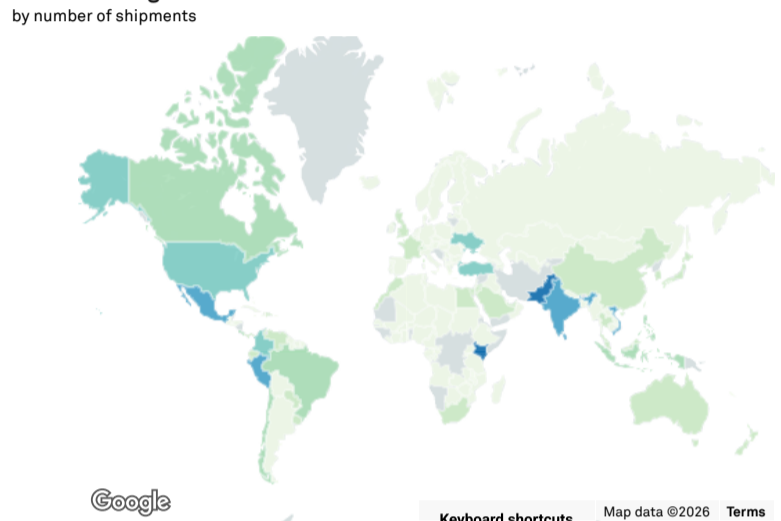
| | |
|--------------------------------------|--------|
| Samsung Electronics East Africa Ltd. | 11,336 |
| Mas Intimates Kenya (EPZ)) Ltd. | 8,970 |
| Hela Intimates (EPZ) Ltd. | 5,723 |
| West Kenya Sugar Co., Ltd. | 1,962 |
| Auto Industries Ltd. | 1,947 |

Top Exporters

by number of shipments

| | |
|--|--------|
| Devchand Keshavji (Kenya) Ltd. | 34,316 |
| Chai Trading Co., Ltd. | 23,562 |
| Aditya Birla Global Trading (Kenya) Ltd. | 6,094 |
| Al Emir Ltd. | 5,614 |
| Alibhai Ramji ((Msa) Ltd. | 5,566 |

Countries/Regions Traded With



Top Imported Products

by reported value (USD)

| | |
|---|----------|
| HS 2710.19 – Petroleum oils and oils from bituminous minerals, not containing biodiesel, not crude, not waste oils; preparations n.e.c., containing by weight 70% or more of petroleum oils or oils from bituminous minerals; not light oils and preparations | \$1.9B |
| HS 2710.12 – Petroleum oils and oils from bituminous minerals, not containing biodiesel, not crude, not waste oils; preparations n.e.c., containing by weight 70% or more of petroleum oils or oils from bituminous minerals; light oils and preparations | \$1.1B |
| HS 1511.10 – Vegetable oils; palm oil and its fractions, crude, not chemically modified | \$918.6M |
| HS 1001.99 – Cereals; wheat and meslin, other than durum wheat, other than seed | \$567.6M |
| HS 3004.90 – Medicaments; consisting of mixed or unmixed products n.e.c. in heading no. 3004, for therapeutic or prophylactic uses, packaged for retail sale | \$549.1M |

Top Exported Products

by reported value (USD)

| | |
|---|----------|
| HS 0902.40 – Tea, black; (fermented) and partly fermented tea, in immediate packings of a content exceeding 3kg | \$1.2B |
| HS 0603.11 – Flowers, cut; roses, flowers and buds of a kind suitable for bouquets or ornamental purposes, fresh | \$551.0M |
| HS 2710.19 – Petroleum oils and oils from bituminous minerals, not containing biodiesel, not crude, not waste oils; preparations n.e.c., containing by weight 70% or more of petroleum oils or oils from bituminous minerals; not light oils and preparations | \$273.4M |
| HS 0901.11 – Coffee; not roasted or decaffeinated | \$238.4M |
| HS 2614.00 – Titanium ores and concentrates | \$192.4M |

Countries/Regions Traded With

by number of shipments

| | | | |
|-----------|---------|---------------|---------|
| India | 124,940 | Kenya | 428,867 |
| Pakistan | 33,768 | Pakistan | 116,866 |
| Sri Lanka | 17,691 | Peru | 33,031 |
| Vietnam | 16,056 | Mexico | 24,092 |
| Turkey | 12,616 | United States | 10,611 |

Top Carriers

by number of shipments

| | |
|--|-------|
| MAERSK LINE | 8,685 |
| CMA CGM AMERICA LLC | 3,958 |
| MSC-MEDITERRANEAN SHIPPING COMPANY S A | 3,266 |
| MSC MEDITERRANEAN SHIPPING COMPANY SA | 2,024 |
| HAPAG LLOYD A G | 1,855 |