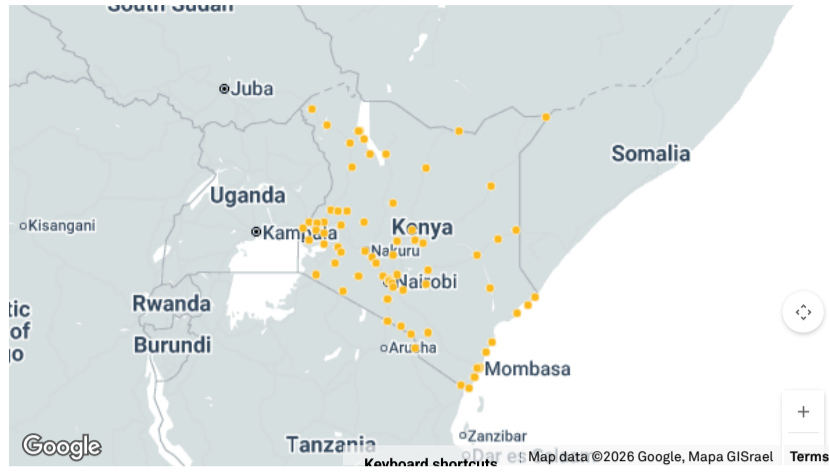
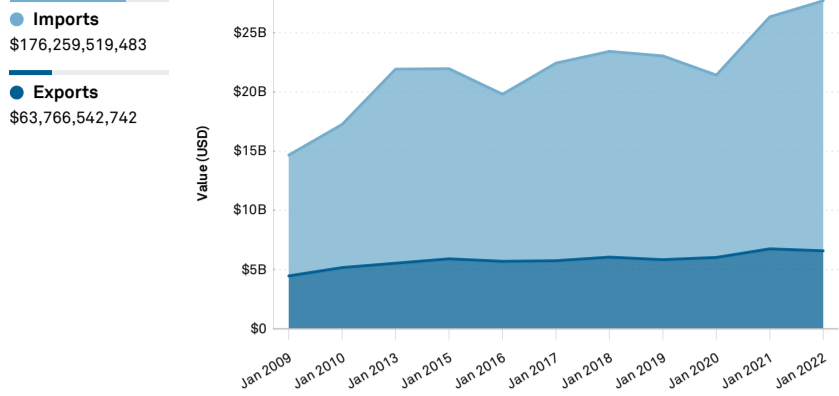


Kenya Ports



Imports and Exports by Value (USD)



Top Importers

by number of shipments

Samsung Electronics East Africa Ltd.	11,455
Mas Intimates Kenya (EPZ)) Ltd.	8,651
Hela Intimates (EPZ) Ltd.	5,912
Auto International Ltd.	2,122
West Kenya Sugar Co., Ltd.	1,999

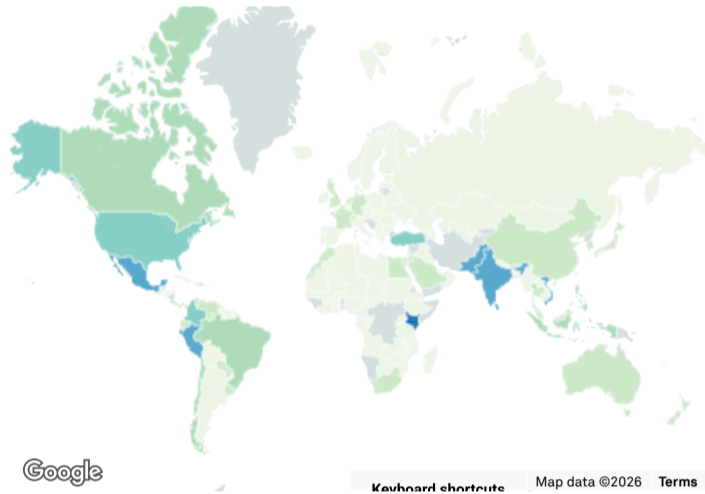
Top Exporters

by number of shipments

Devchand Keshavji (Kenya) Ltd.	33,934
Chai Trading Co., Ltd.	22,686
Aditya Birla Global Trading (Kenya) Ltd.	5,738
Alibhai Ramji ((Msa) Ltd.	5,365
Al Emir Ltd.	5,118

Countries/Regions Traded With

by number of shipments



Top Imported Products

by reported value (USD)

HS 2710.19 – Petroleum oils and oils from bituminous minerals, not containing biodiesel, not crude, not waste oils; preparations n.e.c., containing by weight 70% or more of petroleum oils or oils from bituminous minerals; not light oils and preparations	\$1.9B
HS 2710.12 – Petroleum oils and oils from bituminous minerals, not containing biodiesel, not crude, not waste oils; preparations n.e.c., containing by weight 70% or more of petroleum oils or oils from bituminous minerals; light oils and preparations	\$1.1B
HS 1511.10 – Vegetable oils; palm oil and its fractions, crude, not chemically modified	\$918.6M
HS 1001.99 – Cereals; wheat and meslin, other than durum wheat, other than seed	\$567.6M
HS 3004.90 – Medicaments; consisting of mixed or unmixed products n.e.c. in heading no. 3004, for therapeutic or prophylactic uses, packaged for retail sale	\$549.1M

Top Exported Products

by reported value (USD)

HS 0902.40 – Tea, black; (fermented) and partly fermented tea, in immediate packings of a content exceeding 3kg	\$1.2B
HS 0603.11 – Flowers, cut; roses, flowers and buds of a kind suitable for bouquets or ornamental purposes, fresh	\$551.0M
HS 2710.19 – Petroleum oils and oils from bituminous minerals, not containing biodiesel, not crude, not waste oils; preparations n.e.c., containing by weight 70% or more of petroleum oils or oils from bituminous minerals; not light oils and preparations	\$273.4M
HS 0901.11 – Coffee; not roasted or decaffeinated	\$238.4M
HS 2614.00 – Titanium ores and concentrates	\$192.4M

Countries/Regions Traded With

by number of shipments

India	127,387	Kenya	431,552
Pakistan	32,255	Pakistan	113,711
Sri Lanka	17,312	Peru	33,054
Vietnam	16,320	Mexico	23,913
Turkey	13,246	United States	10,401

Top Carriers

by number of shipments

MAERSK LINE	8,626
CMA CGM AMERICA LLC	3,932
MSC-MEDITERRANEAN SHIPPING COMPANY S A	3,372
MSC MEDITERRANEAN SHIPPING COMPANY SA	2,062
HAPAG LLOYD A G	1,874