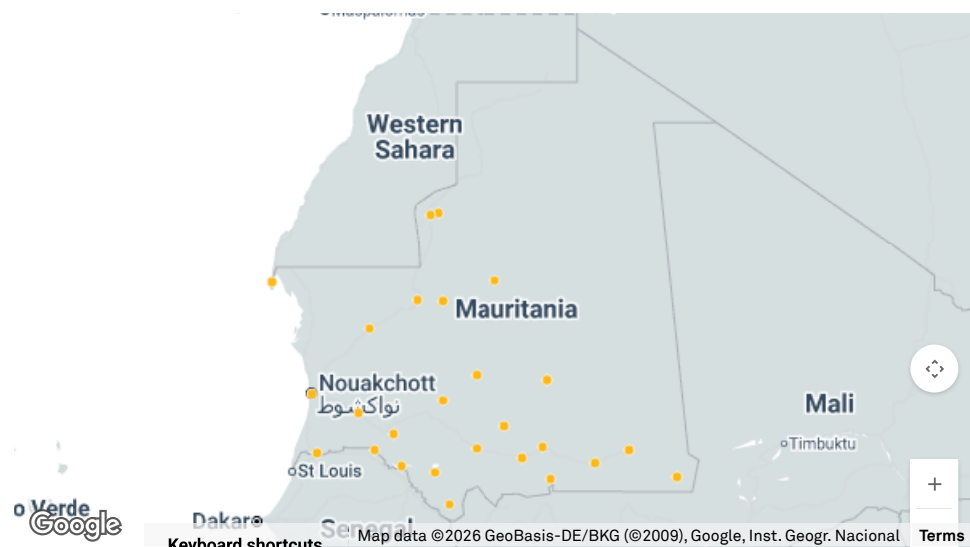


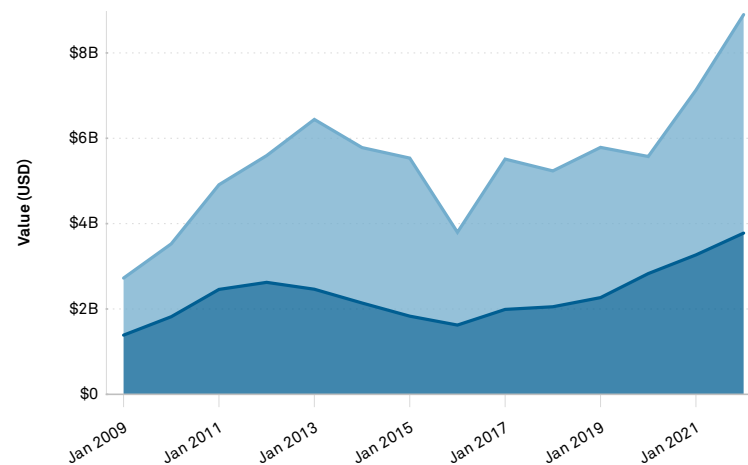
Mauritania Ports



Imports and Exports by Value (USD)

● Imports
\$43,915,580,791

● Exports
\$32,525,496,833



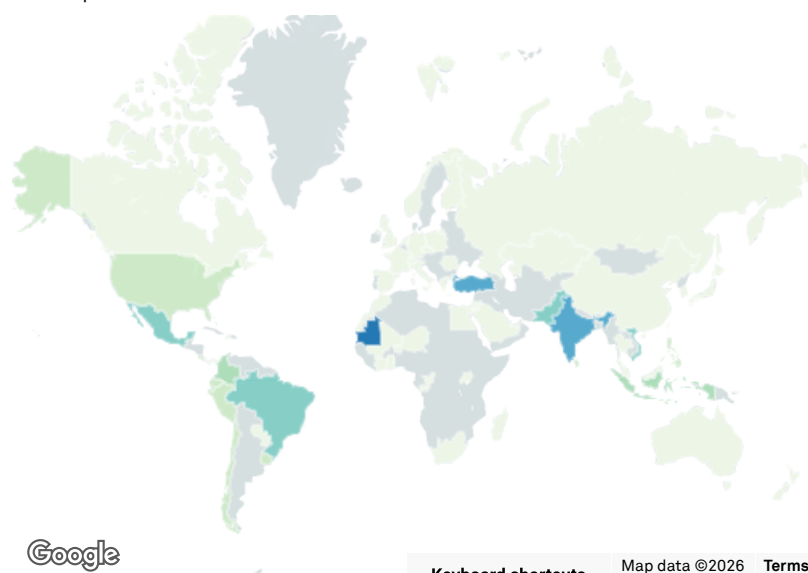
Top Importers

by number of shipments

Ctclerabott Mohamed Mahmoud.	290
Soneri International General Trading Llc	251
Societe De Commerce Afro Maghrebine SARL	186
Micro SA	182
Ets Mohamed Elmoustapha Emem	161

Countries/Regions Traded With

by number of shipments



Top Imported Products

by reported value (USD)

HS 2710.19 – Petroleum oils and oils from bituminous minerals, not containing biodiesel, not crude, not waste oils; preparations n.e.c, containing by weight 70% or more of petroleum oils or oils from bituminous minerals; not light oils and preparations	\$887.2M
HS 1001.99 – Cereals; wheat and meslin, other than durum wheat, other than seed	\$182.1M
HS 1701.99 – Sugars; sucrose, chemically pure, in solid form, not containing added flavouring or colouring matter	\$166.2M
HS 3003.39 – Medicaments; containing hormones (excluding insulin), (but not containing antibiotics), for therapeutic or prophylactic uses, not packaged for retail sale	\$156.6M
HS 1507.90 – Vegetable oils; soya-bean oil and its fractions, other than crude, whether or not refined, but not chemically modified	\$143.5M

Top Exported Products

by reported value (USD)

HS 2601.11 – Iron ores and concentrates; non-agglomerated	\$1.8B
HS 7108.12 – Metals; gold, non-monetary, unwrought (but not powder)	\$323.9M
HS 0307.52 – Molluscs; octopus (Octopus spp.), frozen	\$307.6M
HS 2603.00 – Copper ores and concentrates	\$257.7M
HS 2301.20 – Flours, meals and pellets; of fish or of crustaceans, molluscs or other aquatic invertebrates	\$120.0M

Countries/Regions Traded With

by number of shipments

Turkey	8,391	Mauritania	35,422
India	2,945	Mexico	1,703
Pakistan	1,009	India	1,492
Brazil	1,004	Turkey	176
Vietnam	514	Vietnam	82

Top Ports

by number of shipments

Nouakchott, Mauritania	3,063
Nouadhibou, Mauritania	48

Top Carriers

by number of shipments