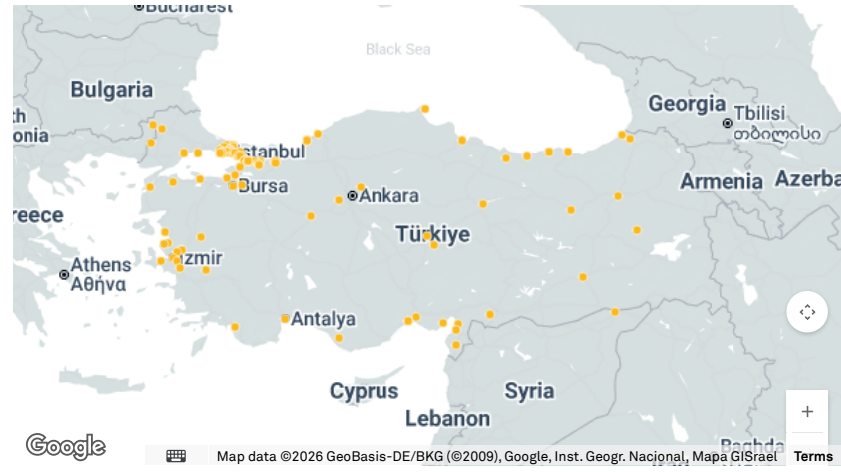
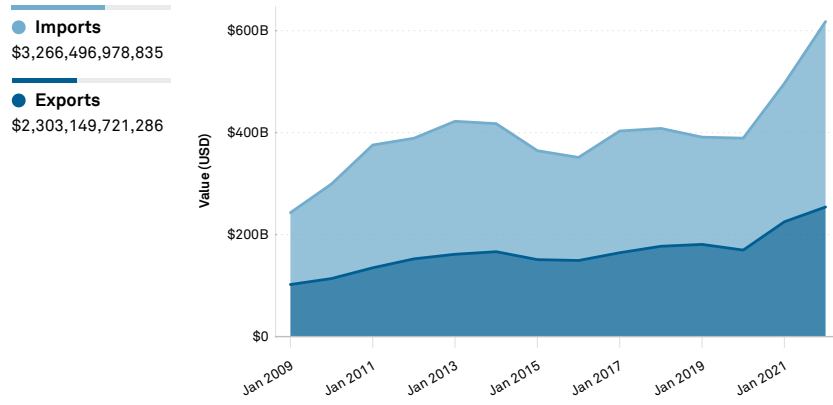


Turkey Ports



Imports and Exports by Value (USD)



Top Importers

by number of shipments

Turkish Airlines Teknik JSC	112,562
Ford Automotive Industry JSC	84,551
Siemens Industry And Trade Inc.	83,096
Arcelik JSC	63,658
Bosch Industry And Trade JSC	61,710

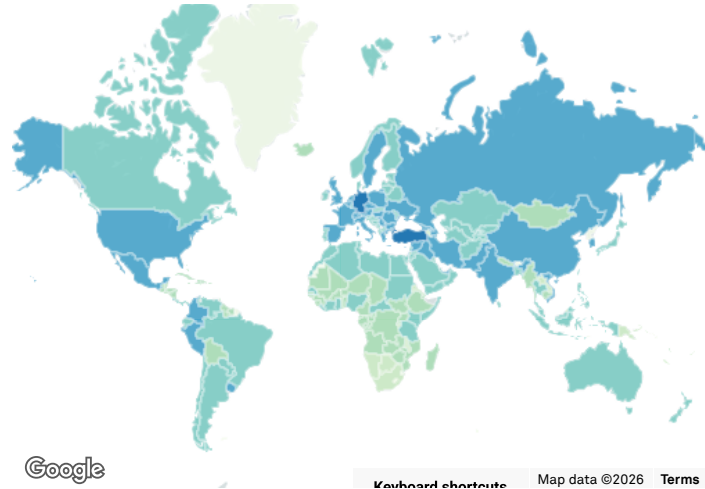
Top Exporters

by number of shipments

Lc Waikiki Magazacilik Hizmetleri A	213,652
Arcelik JSC	138,190
Vestel Trade JSC	106,371
Turkish Airlines Teknik JSC	99,493
Ekom Eczacibasi Disticaret Anonim Sirketi	84,746

Countries/Regions Traded With

by number of shipments



Top Imported Products

by reported value (USD)

HS 9999.99 – Commodities not specified according to kind	\$65.5B
HS 7108.12 – Metals; gold, non-monetary, unwrought (but not powder)	\$20.4B
HS 2710.19 – Petroleum oils and oils from bituminous minerals, not containing biodiesel, not crude, not waste oils; preparations n.e.c, containing by weight 70% or more of petroleum oils or oils from bituminous minerals; not light oils and preparations	\$18.3B
HS 7204.49 – Ferrous waste and scrap; n.e.c. in heading no. 7204	\$9.5B
HS 2701.12 – Coal; bituminous, whether or not pulverised, but not agglomerated	\$7.9B

Top Exported Products

by reported value (USD)

HS 2710.19 – Petroleum oils and oils from bituminous minerals, not containing biodiesel, not crude, not waste oils; preparations n.e.c, containing by weight 70% or more of petroleum oils or oils from bituminous minerals; not light oils and preparations	\$9.8B
HS 7113.19 – Jewellery; of precious metal (excluding silver) whether or not plated or clad with precious metal, and parts thereof	\$8.0B
HS 8704.21 – Vehicles; with only compression-ignition internal combustion piston engine (diesel or semi-diesel), for transport of goods, (of a gvw not exceeding 5 tonnes), n.e.c. in item no 8704.1	\$4.2B
HS 9999.99 – Commodities not specified according to kind	\$4.1B
HS 7214.20 – Iron or non-alloy steel; bars and rods, hot-rolled, hot-drawn or hot-extruded, containing indentations, ribs, grooves or other deformations produced during the rolling process or twisted after rolling	\$4.0B

Countries/Regions Traded With

by number of shipments

Germany	1,446,255	Turkey	10,024,728
China	1,022,854	Ukraine	2,243,961
Italy	664,758	United States	1,579,192
India	451,016	Germany	1,520,295
France	369,643	Peru	1,053,064

Top Carriers

by number of shipments

MSC-MEDITERRANEAN SHIPPING COMPANY S A	211,856
MSC MEDITERRANEAN SHIPPING COMPANY SA	196,891
HAPAG LLOYD A G	176,848
MAERSK LINE	117,675
TURKON CONTAINER TRANSPORTATION & SHIPPING	93,146